

THE WONDERBUN

SINGLE BUN




Gather the hair into a pony tail.



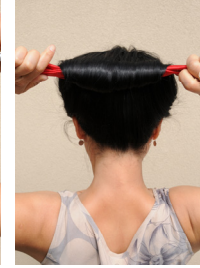
Pull hair through the hole in the WonderBun.



Roll the WonderBun downwards until there is tension on the hair.




Pull the WonderBun away from the head about 2/3 the length of the hair.



Continue rolling downwards until the bun is tight.



Form both ends of the WonderBun into a cross and twist until secure.



Completed

HALF BUN



Gather the top half of the hair into a pony tail.



Pull hair through the hole in the WonderBun.



Roll the WonderBun downwards until there is tension on the hair.




Pull the WonderBun away from the head about 2/3 the length of the hair.



Continue rolling downwards until the bun is tight.



Form both ends of the WonderBun into a cross and twist until secure.



Completed

DOUBLE BUN



Start with a completed Half Bun and gather remaining hair into a pony tail.



Pull the hair through the WonderBun.



Roll the WonderBun downwards until there is tension on the hair.



Pull the WonderBun out (away from the head) about 2/3 the length of the hair.



Continue rolling downwards until the outer bun is tight.



Wrap the second bun around the outside of the first bun.



Form the ends of the outer bun into a cross and twist until secure.

PONY BUN



Gather the top half of the hair into a pony tail.



Pull the hair through the WonderBun.



Roll upwards until there is tension on the hair.



Pull the WonderBun out (away from the head) about 2/3 the length of the hair.



Continue rolling upwards until the bun is tight.



Tip your head down and flip the remaining hair over the top.



Form both ends of the WonderBun into a cross and twist until secure.